



Digital technology improves life

UP600

First Step to Assist the Dental Clinic
to Realise Immediate Wearing

Intraoral Scanner

UP600 digital dentistry total solution



Shortcut to Digital Treatment

A fantastic way to enter the digital dentistry era is with the latest intraoral scanning technology. Amazing begins with an instant start!



Efficient and Precise Communication Device Between Dentists and Patients

More convenient for communication between dentists and patients with the intraoral teeth color truly restored by UP600 intraoral scanner and the precise visualized platform.



Clear Margin Line, High Precision and True Color

Truly restoring the intraoral color, with no interference of the saliva to scan the margin line clearly.



Filter the Soft Tissue Automatically

Prevent the interference of the redundant data during the scanning, reducing greatly of the scanning time.



Multi Scanning Tips

Satisfying different kinds of complicated cases



Ease of Use, Pick and Play

No need complicated setup, simpler and more considerate software interface to reduce the learning cost.

Pick and play, learning within 5 minutes quickly.



Open Data Format

Output open format files, such as STL, PLY, and OBJ, which is compatible with multiple design software, like UPCAD, exocad, and 3Shape, etc.



Cosy, precise, efficient and vivid, building the accurate digital dentistry era

Skillfully combined with implant, orthodontics and prosthetics, say goodbye to traditional way of taking impression. With higher intraoral scanning precision, fully upgrades to digital dentistry.

Traditional way to take impression

- ⊗ Long time to obtain the data
- ⊗ Strong foreign body sensation for the patient
- ⊗ Complicated steps, long transportation time
- ⊗ Patient waiting to wear the restoration for a long time
- ⊗ Easy to cause cross infection during the conversion between impression and stone model

VS

Intraoral scanner to take impression

- ☑ Shorter time to obtain the data
- ☑ Slight foreign body sensation for the patient
- ☑ One-button to transfer the data by the platform, easy to operate
- ☑ Immediate restoration, patient can wear at the same day
- ☑ Digital impression to reduce the risk of cross infection

01 Chairside immediate restoration

One visit, perfect fit-in



Intraoral scanning

Design

Grinding/Milling

Sintering

Finish

02 Allied with dental laboratory

Cooperate with your selected dental laboratory



Intraoral scanning

UP3DLink
cloud platform
transmission

Fabrication
by dental laboratory

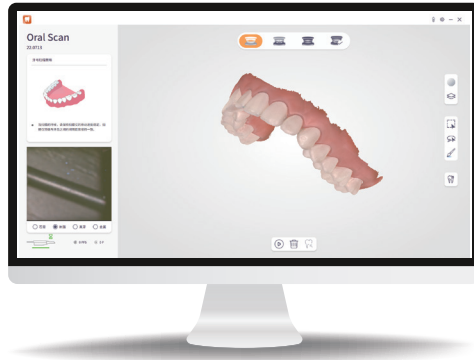
Return to
dental clinic

Finish



Color scanning

It truly reflects the actual situation of the patient's mouth and facilitates the distinction between soft and hard tissues.



YOUR SATISFACTION IS OUR PURSUIT

Quality assurance lab testing all products before delivery.

Professional Technical Support

24-hour online technical support and service to meet your needs

WARRANTY PERIOD

One year for hardware, everlasting for software

AFTER-SALES GUARANTEE

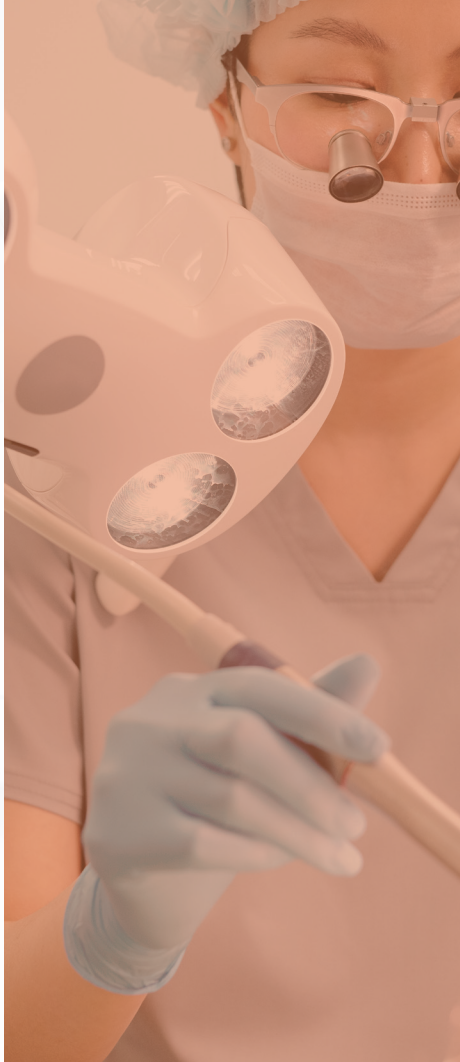
No annual fee for software, and professional technical team do the excellent service

Parameters

Intraoral Scanner



Detailed configuration	UP600
Dimension	275*49.5*47mm
Weight	450g
Depth of Field	11mm
Scanning Height	0-17mm
Scanning Range	12*11mm
Accuracy	20μm
Scanning Speed	18-20 PFS
Scanning Head Anti-fogging Method	Hot wind heating
Scanning Head	45°, 17.4mm height 35°, 7.6mm height




UP3D is a high tech company and the few companies in the world that are capable of developing a full dental CAD/CAM solution including software and hardware, from scanning, designing, to milling.

UP3D remains dedicated to our customers' requirements for training and support as well as for innovative, high-quality products that perform reliably. We have native technical support to deal with any after-sales problems for you to ensure that you can use our products happily.

CONTACT US

 www.up3ds.com

 info@up3d.cn

 +86-755-26983202

